

General information about company

Scrip code	534618
NSE Symbol	
MSEI Symbol	
ISIN	INE299N01013
Name of the company	WAAREE RENEWABLE TECHNOLOGIES LIMITED
Whether company is SME	No
Class of Security	Equity Shares
Type of report	Quarterly
Quarter Ended / Half year ended/Date of Report (For Prelisting / Allotment)	30-09-2022
Date of allotment / extinguishment (in case Capital Restructuring selected) / Listing Date	
Shareholding pattern filed under	Regulation 31 (1) (b)
Whether the listed entity is Public Sector Undertaking (PSU)?	No

Declaration

Sr. No.	Particular	Yes/No	Promoter and Promoter Group	Public shareholder	Non Promoter- Non Public
1	Whether the Listed Entity has issued any partly paid up shares?	No	No	No	No
2	Whether the Listed Entity has issued any Convertible Securities ?	No	No	No	No
3	Whether the Listed Entity has issued any Warrants ?	No	No	No	No
4	Whether the Listed Entity has any shares against which depository receipts are issued?	No	No	No	No
5	Whether the Listed Entity has any shares in locked-in?	No	No	No	No
6	Whether any shares held by promoters are pledge or otherwise encumbered?	No	No		
7	Whether company has equity shares with differential voting rights?	No	No	No	No
8	Whether the listed entity has any significant beneficial owner?	No			

Table VI - Statement showing foreign ownership limits

Particular	Approved limits (%)	Limits utilized (%)
As on shareholding date	100	2.9
As on the end of previous 1st quarter	100	3.46
As on the end of previous 2nd quarter	100	3.39
As on the end of previous 3rd quarter	100	3.41
As on the end of previous 4th quarter	100	2.81

Table I - Summary Statement holding of specified securities

Category (I)	Category of shareholder (II)	Nos. Of shareholders (III)	No. of fully paid up equity shares held (IV)	No. Of Partly paid-up equity shares held (V)	No. Of shares underlying Depository Receipts (VI)	Total nos. shares held (VII) = (IV)+ (V)+ (VI)	Shareholding as a % of total no. of shares (calculated as per SCRR, 1957) (VIII) As a % of (A+B+C2)	Number of Voting Rights held in each class of securities (IX)			
								No of Voting (XIV) Rights			Total as a % of (A+B+C)
								Class eg: X	Class eg:y	Total	
(A)	Promoter & Promoter Group	1	15510049			15510049	74.51	15510049		15510049	74.51
(B)	Public	8813	5304785			5304785	25.49	5304785		5304785	25.49
(C)	Non Promoter-Non Public										
(C1)	Shares underlying DRs										
(C2)	Shares held by Employee Trusts										
	Total	8814	20814834			20814834	100	20814834		20814834	100

Table I - Summary Statement holding of specified securities

Category (I)	Category of shareholder (II)	No. Of Shares Underlying Outstanding convertible securities (X)	No. of Shares Underlying Outstanding Warrants (Xi)	No. Of Shares Underlying Outstanding convertible securities and No. Of Warrants (Xi) (a)	Shareholding , as a % assuming full conversion of convertible securities (as a percentage of diluted share capital) (XI)= (VII)+(X) As a % of (A+B+C2)	Number of Locked in shares (XII)		Number of Shares pledged or otherwise encumbered (XIII)		Number of equity shares held in dematerialized form (XIV)	Sub-categorization of shares		
						No. (a)	As a % of total Shares held (b)	No. (a)	As a % of total Shares held (b)		Sub-category (i)	Sub-category (ii)	Sub-category (iii)
(A)	Promoter & Promoter Group				74.51					15510049			
(B)	Public				25.49					5304785	0	0	0
(C)	Non Promoter-Non Public												
(C1)	Shares underlying DRs												
(C2)	Shares held by Employee Trusts												
	Total				100					20814834	0	0	0

Table II - Statement showing shareholding pattern of the Promoter and Promoter Group

Sr.	Category & Name of the Shareholders (I)	Nos. Of shareholders (III)	No. of fully paid up equity shares held (IV)	No. Of Partly paid-up equity shares held (V)	No. Of shares underlying Depository Receipts (VI)	Total nos. shares held (VII) = (IV)+(V)+(VI)	Shareholding as a % of total no. of shares (calculated as per SCRR, 1957) (VIII) As a % of (A+B+C2)	Number of Voting Rights held in each class of securities (IX)			
								No of Voting (XIV) Rights			Total as a % of Total Voting rights
								Class eg: X	Class eg:y	Total	
A	Table II - Statement showing shareholding pattern of the Promoter and Promoter Group										
(1)	Indian										
(a)	Individuals/Hindu undivided Family	0	0			0	0	0		0	0
(d)	Any Other (specify)	1	15510049			15510049	74.51	15510049		15510049	74.51
Sub-Total (A)(1)		1	15510049			15510049	74.51	15510049		15510049	74.51
(2)	Foreign										
Total Shareholding of Promoter and Promoter Group (A)=(A)(1)+(A)(2)		1	15510049			15510049	74.51	15510049		15510049	74.51
B	Table III - Statement showing shareholding pattern of the Public shareholder										
(1)	Institutions (Domestic)										
(2)	Institutions (Foreign)										
(3)	Central Government / State Government(s)										
(4)	Non-institutions										
(c)	Key Managerial Personnel	1	300000			300000	1.44	300000		300000	1.44
(g)	Resident Individuals holding nominal share capital up to Rs. 2 lakhs	8402	2429527			2429527	11.67	2429527		2429527	11.67
(h)	Resident Individuals holding nominal share capital in excess of Rs. 2 lakhs	25	1192044			1192044	5.73	1192044		1192044	5.73
(i)	Non Resident Indians (NRIs)	107	604477			604477	2.9	604477		604477	2.9
(l)	Bodies Corporate	30	146257			146257	0.7	146257		146257	0.7
(m)	Any Other (specify)	248	632480			632480	3.04	632480		632480	3.04
Sub-Total (B)(4)		8813	5304785			5304785	25.49	5304785		5304785	25.49
Total Public Shareholding (B)=(B)(1)+(B)(2)+(B)(3)+(B)(4)		8813	5304785			5304785	25.49	5304785		5304785	25.49
C	Table IV - Statement showing shareholding pattern of the Non Promoter- Non Public shareholder										
Total (A+B+C2)		8814	20814834			20814834	100	20814834		20814834	100
Total (A+B+C)		8814	20814834			20814834	100	20814834		20814834	100

Table II - Statement showing shareholding pattern of the Promoter and Promoter Group

Sr.	No. Of Shares Underlying Outstanding convertible securities (X)	No. of Shares Underlying Outstanding Warrants (Xi)	No. Of Shares Underlying Outstanding convertible securities and No. Of Warrants (Xi) (a)	Shareholding , as a % assuming full conversion of convertible securities (as a percentage of diluted share capital) (XI)= (VII)+(X) As a % of (A+B+C2)	Number of Locked in shares (XII)		Number of Shares pledged or otherwise encumbered (XIII)		Number of equity shares held in dematerialized form (XIV)	Sub-categorization of shares		
					No. (a)	As a % of total Shares held (b)	No. (a)	As a % of total Shares held (b)		Sub-category (i)	Sub-category (ii)	Sub-category (iii)
A	Table II - Statement showing shareholding pattern of the Promoter and Promoter Group											
(1)	Indian											
(a)				0					0			
(d)				74.51					15510049			
Sub-Total (A) (1)				74.51					15510049			
(2)	Foreign											
Total Shareholding of Promoter and Promoter Group (A)= (A)(1)+(A)(2)				74.51					15510049			
B	Table III - Statement showing shareholding pattern of the Public shareholder											
(1)	Institutions (Domestic)											
(2)	Institutions (Foreign)											
(3)	Central Government / State Government(s)											
(4)	Non-institutions											
(c)				1.44					300000	0	0	0
(g)				11.67					2429527	0	0	0
(h)				5.73					1192044	0	0	0
(i)				2.9					604477	0	0	0
(l)				0.7					146257	0	0	0
(m)				3.04					632480	0	0	0
Sub-Total (B) (4)				25.49					5304785	0	0	0
Total Public Shareholding (B)=(B)(1)+(B)(2)+(B)(3)+(B)(4)				25.49					5304785	0	0	0
C	Table IV - Statement showing shareholding pattern of the Non Promoter- Non Public shareholder											
Total (A+B+C2)				100					20814834			
Total (A+B+C)				100					20814834			

Individuals/Hindu undivided Family

Serial No.	1	
Name of the Shareholders (I)	0	Click here to go back
PAN (II)		Total
No. of fully paid up equity shares held (IV)	0	0
No. Of Partly paid-up equity shares held (V)		
No. Of shares underlying Depository Receipts (VI)		
Total nos. shares held (VII) = (IV)+ (V)+ (VI)	0	0
Shareholding as a % of total no. of shares (calculated as per SCRR, 1957) (VIII) As a % of (A+B+C2)	0	0
Number of Voting Rights held in each class of securities (IX)		
Class eg:X	0	0
Class eg:y		
Total	0	0
Total as a % of Total Voting rights	0	0
No. Of Shares Underlying Outstanding convertible securities (X)		
No. of Shares Underlying Outstanding Warrants (Xi)		
No. Of Shares Underlying Outstanding convertible securities and No. Of Warrants (Xi) (a)		
Shareholding , as a % assuming full conversion of convertible securities (as a percentage of diluted share capital) (XI)= (VII)+(Xi)(a) As a % of (A+B+C2)	0	0
Number of Locked in shares (XII)		

No. (a)		
As a % of total Shares held (b)		
Number of Shares pledged or otherwise encumbered (XIII)		
No. (a)		
As a % of total Shares held (b)		
Number of equity shares held in dematerialized form (XIV)	0	0
Reason for not providing PAN		
Reason for not providing PAN	Textual Information(1)	
Shareholder type	Promoter	

Text Block


Textual Information(1)

There is no Promoter

Any Other (specify)

Serial No.	1	
Category	Bodies Corporate	Click here to go back
Name of the Shareholders (I)	WAAREE ENERGIES LIMITED	
PAN (II)	AAACA4043J	Total
No. of the Shareholders (I)	1	1
No. of fully paid up equity shares held (IV)	15510049	15510049
No. Of Partly paid-up equity shares held (V)		
No. Of shares underlying Depository Receipts (VI)		
Total nos. shares held (VII) = (IV)+ (V)+ (VI)	15510049	15510049
Shareholding as a % of total no. of shares (calculated as per SCRR, 1957) (VIII) As a % of (A+B+C2)	74.51	74.51
Number of Voting Rights held in each class of securities (IX)		
Class eg: X	15510049	15510049
Class eg:y		
Total	15510049	15510049
Total as a % of Total Voting rights	74.51	74.51
No. Of Shares Underlying Outstanding convertible securities (X)		
No. of Shares Underlying Outstanding Warrants (Xi)		
No. Of Shares Underlying Outstanding convertible securities and No. Of Warrants (Xi) (a)		
Shareholding , as a % assuming full conversion of convertible securities (as a percentage of	74.51	74.51


diluted share capital) (XI)= (VII)+(X) As a % of (A+B+C2)		
Number of Locked in shares (XII)		
No. (a)		
As a % of total Shares held (b)		
Number of Shares pledged or otherwise encumbered (XIII)		
No. (a)		
As a % of total Shares held (b)		
Number of equity shares held in dematerialized form (XIV)	15510049	15510049
Reason for not providing PAN		
Reason for not providing PAN		
Shareholder type	Promoter Group	



Non Resident Indians (NRIs)

Serial No.	1	
Name of the Shareholders (I)	SANDEEP KAPADIA	Click here to go back
PAN (II)	ARDPK5995N	Total
No. of fully paid up equity shares held (IV)	300000	300000
No. Of Partly paid-up equity shares held (V)		
No. Of shares underlying Depository Receipts (VI)		
Total nos. shares held (VII) = (IV)+ (V)+ (VI)	300000	300000
Shareholding as a % of total no. of shares (calculated as per SCRR, 1957) (VIII) As a % of (A+B+C2)	1.44	1.44
Number of Voting Rights held in each class of securities (IX)		
Class eg: X	300000	300000
Class eg:y		
Total	300000	300000
Total as a % of Total Voting rights	1.44	1.44
No. Of Shares Underlying Outstanding convertible securities (X)		
No. of Shares Underlying Outstanding Warrants (Xi)		
No. Of Shares Underlying Outstanding convertible securities and No. Of Warrants (Xi) (a)		
Shareholding , as a % assuming full conversion of convertible securities (as a percentage of diluted share capital) (XI)= (VII)+(X) As a % of (A+B+C2)	1.44	1.44
Number of Locked in shares (XII)		


No. (a)		
As a % of total Shares held (b)		
Number of equity shares held in dematerialized form (XIV)	300000	300000
Reason for not providing PAN		
Reason for not providing PAN		
Sub-categorization of shares		
Shareholding (No. of shares) under		
Sub-category (i)	0	0
Sub-category (ii)	0	0
Sub-category (iii)	0	0



Key Managerial Personnel

Serial No.	1	
Name of the Shareholders (I)	HITESH P MEHTA	Click here to go back
PAN (II)	AAEPM2214J	Total
No. of fully paid up equity shares held (IV)	300000	300000
No. Of Partly paid-up equity shares held (V)		
No. Of shares underlying Depository Receipts (VI)		
Total nos. shares held (VII) = (IV)+ (V)+ (VI)	300000	300000
Shareholding as a % of total no. of shares (calculated as per SCRR, 1957) (VIII) As a % of (A+B+C2)	1.44	1.44
Number of Voting Rights held in each class of securities (IX)		
Class eg: X	300000	300000
Class eg:y		
Total	300000	300000
Total as a % of Total Voting rights	1.44	1.44
No. Of Shares Underlying Outstanding convertible securities (X)		
No. of Shares Underlying Outstanding Warrants (Xi)		
No. Of Shares Underlying Outstanding convertible securities and No. Of Warrants (Xi) (a)		
Shareholding , as a % assuming full conversion of convertible securities (as a percentage of diluted share capital) (XI)= (VII)+(X) As a % of (A+B+C2)	1.44	1.44
Number of Locked in shares (XII)		

No. (a)		
As a % of total Shares held (b)		
Number of equity shares held in dematerialized form (XIV)	300000	300000
Reason for not providing PAN		
Reason for not providing PAN		
Sub-categorization of shares		
Shareholding (No. of shares) under		
Sub-category (i)	0	0
Sub-category (ii)	0	0
Sub-category (iii)	0	0



Any Other (specify)

Serial No.	1	2	3	
Category	LLP	Clearing Members	HUF	
Category / More than 1 percentage	Category	Category	Category	
Name of the Shareholders (I)				Click here to go back
PAN (II)				Total
No. of the Shareholders (I)	2	34	212	248
No. of fully paid up equity shares held (IV)	1000	23843	607637	632480
No. Of Partly paid-up equity shares held (V)				
No. Of shares underlying Depository Receipts (VI)				
Total nos. shares held (VII) = (IV)+ (V)+ (VI)	1000	23843	607637	632480
Shareholding as a % of total no. of shares (calculated as per SCRR, 1957) (VIII) As a % of (A+B+C2)	0	0.11	2.92	3.03
Number of Voting Rights held in each class of securities (IX)				
Class eg: X	1000	23843	607637	632480
Class eg:y				
Total	1000	23843	607637	632480
Total as a % of Total Voting rights	0	0.11	2.92	3.03
No. Of Shares Underlying Outstanding convertible securities (X)				
No. of Shares Underlying Outstanding Warrants (Xi)				
No. Of Shares Underlying Outstanding convertible securities and No. Of Warrants (Xi) (a)				
Shareholding , as a % assuming full conversion of convertible securities (as a				

percentage of diluted share capital) (XI)= (VII)+(X) As a % of (A+B+C2)	0	0.11	2.92	3.03
Number of Locked in shares (XII)				
No. (a)				
As a % of total Shares held (b)				
Number of equity shares held in dematerialized form (XIV)	1000	23843	607637	632480
Reason for not providing PAN				
Reason for not providing PAN				
Sub-categorization of shares				
Shareholding (No. of shares) under				
Sub-category (i)	0	0	0	0
Sub-category (ii)	0	0	0	0
Sub-category (iii)	0	0	0	0

