

May 10, 2024

BSE Limited
Corporate Relationship Department
1st Floor, P.J. Towers, Dalal Street
Mumbai 400 001

BSE SCRIP CODE: 534618

Subject: Investors / Earnings Presentation under Regulation 30 of SEBI (Listing Obligations and Disclosure Requirements) Regulations, 2015

Dear Sir/Madam,

With reference to Regulation 30 of the SEBI (Listing Obligations and Disclosure Requirements) Regulations, 2015, please find enclosed the Investors/ Earnings Presentation for the Quarter ended March 31, 2024. The Company will use this presentation for any meeting scheduled with analysts or institutional investors. The above information will also be available on the website of the Company at www.waareertl.com

Request to kindly take this intimation on record.

Thanking You,

Yours faithfully,

For WAAREE RENEWABLE TECHNOLOGIES LIMITED

HEEMA
KALPESHKU
MAR SHAH

Digitally signed by
HEEMA
KALPESHKUMAR SHAH
Date: 2024.05.10
20:59:51 +05'30'

Heema Shah
Company Secretary
ACS 52919
Email ID: info@waareertl.com

Waaree Renewable Technologies Limited

(A subsidiary of Waaree Energies Limited)

504, Western Edge-1, Off. Western Express Highway,
Borivali (E), Mumbai 400 066. Maharashtra INDIA

Tel.: +91 22 6644 4444 CIN : 93000MH1999PLC120470
E : info@waareertl.com GST: 27AADCS 1824J2ZB
W : www.waareertl.com

Investor Presentation | Q4 & FY24




This presentation and the accompanying slides (the “Presentation”), which have been prepared by Waaree Renewable Technologies Limited (the “Company”), have been prepared solely for information purposes and do not constitute any offer, recommendation or invitation to purchase or subscribe for any securities, and shall not form the basis or be relied on in connection with any contract or binding commitment whatsoever. No offering of securities of the Company will be made except by means of a statutory offering document containing detailed information about the Company.

This Presentation has been prepared by the Company based on information and data which the Company considers reliable, but the Company makes no representation or warranty, express or implied, whatsoever, and no reliance shall be placed on the truth, accuracy, completeness, fairness and reasonableness of the contents of this Presentation. This Presentation may not be all inclusive and may not contain all of the information that you may consider material. Any liability in respect of the contents of, or any omission from, this Presentation is expressly excluded.

Certain matters discussed in this Presentation may contain statements regarding the Company’s market opportunity and business prospects that are individually and collectively forward-looking statements. Such forward-looking statements are not guarantees of future performance and are subject to known and unknown risks, uncertainties and assumptions that are difficult to predict. These risks and uncertainties include, but are not limited to, the performance of the Indian economy and of the economies of various international markets, the performance of the industry in India and world-wide, competition, the Company’s ability to successfully implement its strategy, the Company's future levels of growth and expansion, technological implementation, changes and advancements, changes in revenue, income or cashflows, the Company's market preferences and its exposure to market risks, as well as other risks. The Company's actual results, levels of activity, performance or achievements could differ materially and adversely from results expressed in or implied by this Presentation. The Company assumes no obligation to update any forward-looking information contained in this Presentation. Any forward-looking statements and projections made by third parties included in this Presentation are not adopted by the Company and the Company is not responsible for such third-party statements and projections.

All Maps used in the Presentation are not to scale. All data, information and maps are provided "as is" without warranty or any representation of accuracy, timeliness or completeness.


Group Overview



Vertically Integrated with Global Operations



32 Years of
Industry Experience



12 GW Module
Capacity & 5.4 GW
Cell Capacity by FY24



6 GW+
Modules Supplied
Globally



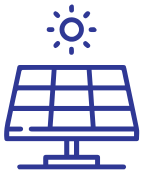
TIER 1
Solar Module
Manufacturer



#1 Indian Module
Manufacturer*



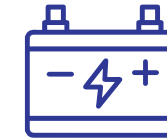
Products Exported in
68+ Countries



1.5+ GW Projects
Commissioned



10,000+ Projects in
Pumps, Telecom
& Rooftop



Energy Storage
Solutions



22% CAGR
YOY Growth



7,000+ Employees
Globally




Authorised Sale
points & Franchises
1,400+ in India

Technologically Advanced End To End Solar Solutions



Solar Modules




Module Mounting Structures



EPC Services



Rooftop Solutions



Floating Solar




On Grid Inverters



Off Grid Inverters



Energy Storage Solutions



Lithium-Ion Batteries



Solar Products, Water Pump & Streetlights



Solar Thermal Solutions




Solar Partners

Marquee Clients

| | | | | | | |
|-------------------------------------------------------------------------------------------------------|------------------------------------------------------------------------------------------------------------------|--------------------------------------------------------------------------------------------------------------------------------------|-----------------------------------------------------------------------------------------------------------------------------------------|--------------------------------------------------------------------------------------------------------------------------|------------------------------------------------------------------------------------------------------------------------------------|-------------------------------------------------------------------------------------------------------------|
|  <p>ArcelorMittal</p> |  |  <p>Bharat Petroleum</p> |  <p>Reliance Industries Limited</p> |  <p>ADITYA BIRLA GROUP</p> |  <p>MSL Influence. Impact.</p> |  <p>acciona</p> |
|  <p>CONTINUUM</p> |  <p>Mondelēz International</p> |  <p>JINDAL STEEL & POWER</p> |  <p>मुंबई मेट्रो एमएमआरडीए Mumbai Metro MRDA</p> |  <p>एनटीपीसी NTPC</p> |  <p>MTC GROUP METTLE MAKES US</p> |  <p>greenko</p> |
|  <p>MEDA</p> |  <p>cello®</p> |  <p>PEDA</p> |  <p>adani</p> |  <p>Nipra</p> |  <p>ROHA® INNOVATING FOR YOU. WITH YOU.</p> |  <p>नीपको NEEPCO</p> |
|  <p>SSP</p> |  <p>SHARADA CONSTRUCTIONS</p> |  <p>ISMT LIMITED Solutions You Can Trust</p> |  <p>GEDA</p> |  <p>Mono Steel [India] Ltd.</p> |  <p>JINDAL POWER</p> |  <p>DGVCL</p> |

Company Overview



CUSTOMER CONNECT

Strong Customer base of respected industrial House/Companies



NETWORK

Strong & Proven Network with all stakeholders/authorities with more than a decade of experience




QUALITY CERTIFICATION

ISO 9001:2015 certificate received for Quality Management System (QMS)



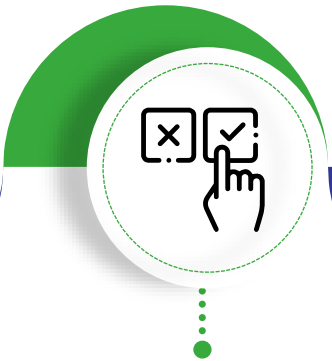
INNOVATION

Consistent Introduction of new technologies & Innovative products & Solutions



MARKET ACCEPTANCE

Proven Name & Quality at Competitive rate in national and international markets



ON GROUND TRACK RECORD

Large Installations with Long & Proven On-Ground Performance

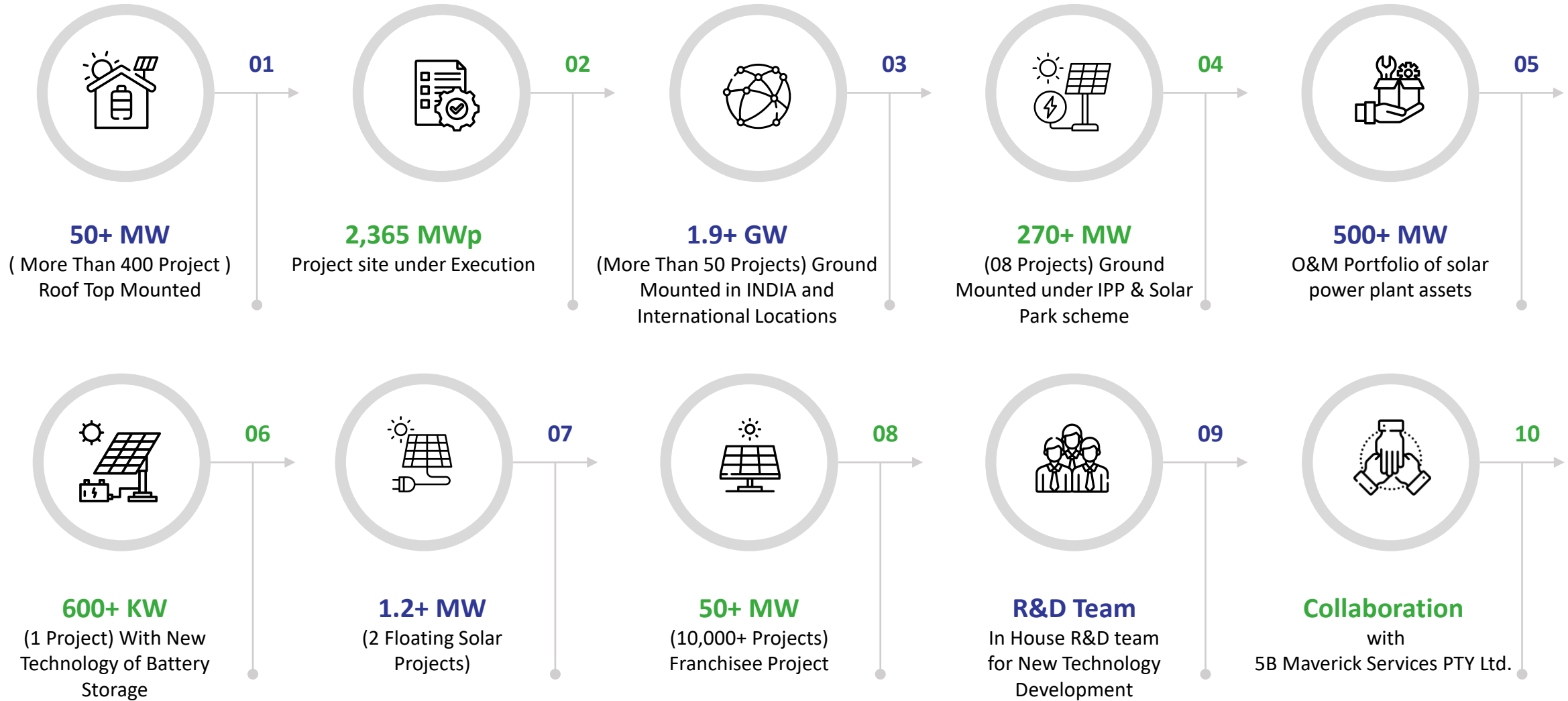


IN HOUSE TEAM

(300+ Manpower)
Experienced & Strong Team with Proven Performance in Solar



EPC Accomplishments





Achieve higher growth in the EPC segment

- Evaluating opportunities in both international and domestic markets to secure more EPC contracts
- Participating in government and private bidding process
- Ecosystem of renewable energy from module to storage helps win clients



Expand in O&M markets

- The size of the O&M market is expected to grow as more solar capacities are added
- Evaluating third-party O&M opportunities in international & domestic markets through both organic and inorganic methods
- Enhance value to customers by offering differentiating O&M services, such as drone thermography, strong analytics and predictions, underground cable fault finder etc



New business opportunity: Green Hydrogen

- In process to set up a 1 MW Green hydrogen Plant integrated with ecosystem on BOB basis
- National Green Hydrogen Mission promotes commercialization & scaling up of Electrolyser technologies by establishing GH2 component manufacturing facility in India
- Open to collaborating within the hydrogen value chain to establish an Electrolyser gigafactory and explore opportunities for a Hydrogen valley in India

Board of Directors



Mr. Nilesh Bhogilal Gandhi

Chairman & Non-Executive Independent Director

He holds a Bachelor's degree in Commerce, an LLB, and an FCA. He has over 30 years of experience in finance, power, and renewables and has previously been associated with companies such as Waacox Energy Pvt Ltd, Unid Finance Consultancy Pvt Ltd, Rational Engineers Limited, and Jetking Infotrain Limited, among others



Mr. Pujan Pankaj Doshi

Managing Director

He holds a BE in Instrumentation from Mumbai University. He has over 10 years of experience in corporate strategy, business planning, and establishing new strategic partnerships with foreign entities



Mr. Hitesh Pranjivan Mehta

Executive Director

He holds a Bachelor's degree in Commerce from the University of Bombay and is a member of the Institute of Chartered Accountants of India. He has been associated with our company, Waaree Group, as a director since April 1, 2011. He is responsible for leading our company's short and long-term strategy, setting strategic goals and overseeing overall operations. He has a proven track record of over 22 years in the field of engineering, solar and oil industries. He was previously associated with Waaree Instruments Limited as a Director



Mr. Viren Chimanlal Doshi

Executive Director

He has been associated with our company since November 26, 2007, and currently, he is responsible for overseeing the engineering, procurement, and construction of the solar projects of our company, its subsidiaries, and other companies within the group. With over 14 years of experience in the engineering industry, he has a wealth of knowledge and expertise in the field



Mr. Sunil Rathi

**Additional Director, Non-Executive,
Non-Independent Director**

He holds a BE in Electronics and an MBA in Marketing from ITM, Mumbai. He has over 30 years of experience in sales and marketing and has previously been associated with companies such as Vikram Solar Pvt Ltd, Waaree Energies Ltd, Powernetics Equipment, Control Paint Ltd, and Aplab Ltd



Mr. Mitul Chandulal Mehta

Non-Executive Independent Director

He holds a Bachelor's degree in Commerce from Mumbai University. He has 25 years of experience in production and is currently working as a director at ITEC Measures Pvt Ltd



Ms. Anita Jaiswal

Non-Executive Independent Director

She holds bachelor's degree in commerce, Diploma in Human resource and LLB from Mumbai University and Company secretary from ICSI Delhi. She is having experience in the area of Labour Laws, Accounting, Secretarial, Legal

Key Managerial Personnel



Mr. Ravikesh Singh
Chief Operating Officer-EPC

He holds a B. Tech in Electrical Engg & Post Graduate Diploma in Business Management. He has over 20 years of experience in power projects and has previously been associated with companies such as CleanMax Enviro Energy Solutions Pvt Limited, Cable Corporation of India Limited, RattanIndia (Indiabulls) Power Limited, Adani Power Ltd, ABB Ltd, Reliance Energy Ltd.



Mr. Rajiv Agrawal
Chief Sales Officer

He holds a B.E in Electrical & Electronic Engg & MBA in finance from Cranfield School of Management. He has over 30 years of experience in Business development and has previously been associated with companies such as Skeiron Group, BSNL, Uptron india Ltd etc



Mr. Dilip Panjwani
Chief Financial Officer


He is a qualified financial professional holding both CA and CS credentials. He has a proven track record in Financial Planning & Analysis (FP&A), Financial Management, and Finance Transformation. His expertise lies in optimizing Profit & Loss (P&L) performance and establishing a robust Financial Governance Framework.

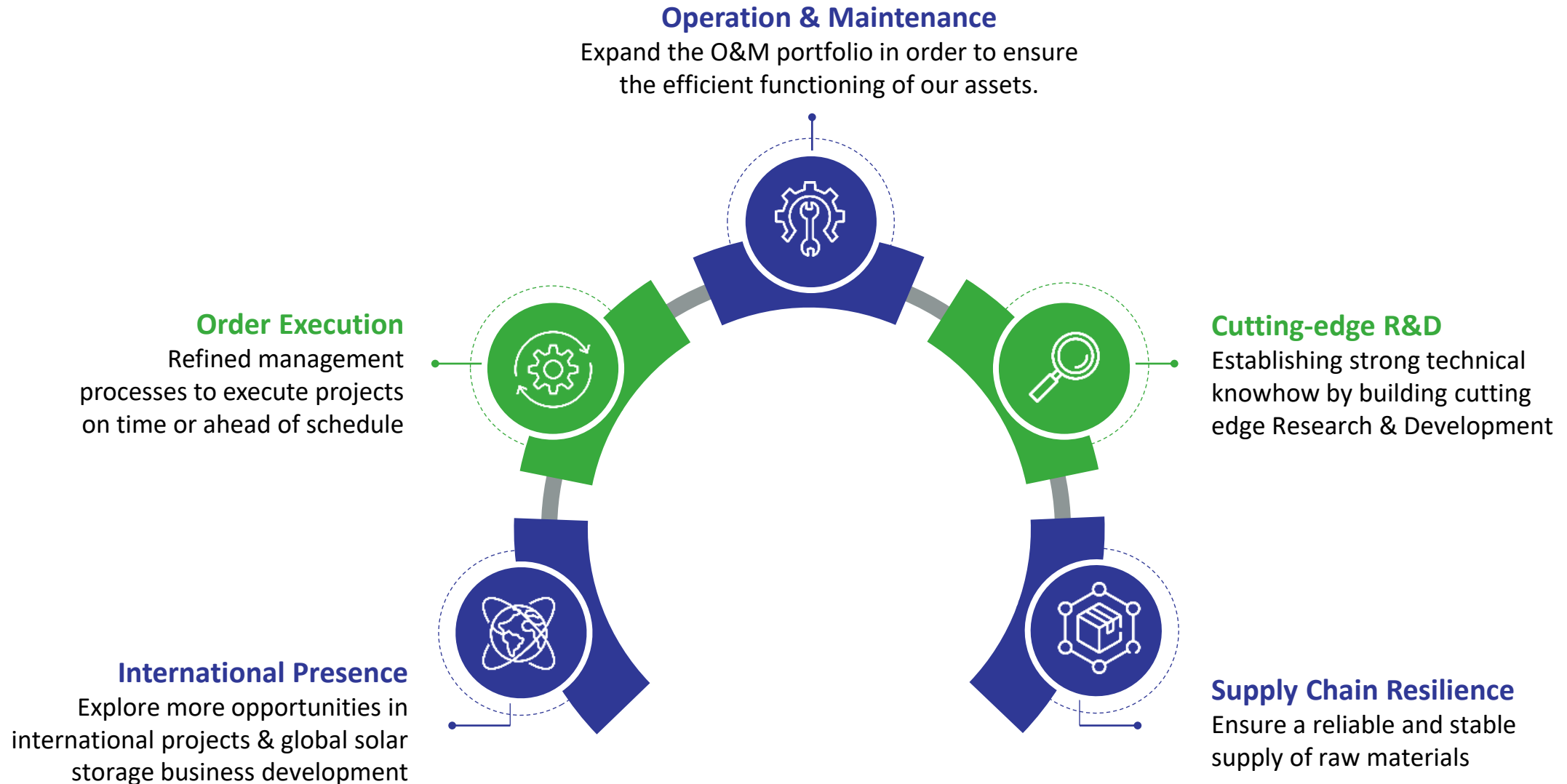


Ms. Heema Shah
Company Secretary & Compliance Officer

She holds a Bachelor's degree in Commerce and LLB from Mumbai University and is a Company Secretary from ICSI. She has over 11 years of experience in corporate compliance and governance. She was previously associated with the Pittie group and Reliance Organic

Strong Progress Towards Sustainability Ambitions





Engineering, Procurement and Construction (EPC) works of a solar power project

- 980 MWp Ground Mounted solar power project (Order won in Q4FY24)
- 450 MWp Ground Mounted solar power project (Order won in Q4FY24)
- 412 MWp Ground Mounted solar power project (Order won in Q4FY24)
- 4 MWp Ground Mounted solar power project (Order won in Q4FY24)
- 70 MWp Capacity Ground Mounted solar power project (Order won in Q3FY24)
- 4.27 MWp Capacity Rooftop solar power project (Order won in Q3FY24)
- 600 KWp Capacity Rooftop solar power project (Order won in Q2FY24)
- 78 MWp Capacity Ground Mounted solar power project (Order won in Q2FY24)

Green Hydrogen Project

- Won a contract to set up 1 MWp Green hydrogen Plant integrated with ecosystem on BOB basis

IPP contract details

- The company has developed 39.98 MWp solar power generating assets



Our O&M Advantage

- Over 500+ MWp O&M Portfolio of solar power plant assets
- Achieved 99%+ of plant available time and 80%+ of PR for the asset under management
- Leveraging tech-based data analytics, technical audits, consulting and R&D to improve overall plant efficiency.
- Providing end to end solutions for all kinds of solar plants to reduce breakdown and maximize generation.
- Adopting advance technologies to increase plant reliability.
- Plant remote Monitoring to observe plant real time data and immediate response if any breakdown results to achieve maximum up time



Total O&M Capacity of 500+ MWp

Key Ongoing Projects



295.68MWp Ground Mounted project at Kurnool, Andhra Pradesh



210 MWp Ground Mounted project at Khandwa



6.5MWp Ground Mounted Project at Raigarh, Chhattisgarh



70MWp Ground Mounted project at Jalna



150MWp Ground Mounted project at Ratlam, Madhya Pradesh



154MWp Ground Mounted project at Thoothukudi, Tamil Nadu



6.62MWp Rooftop project at Shri Godiji Plant, Chikhli



100 MWp at Jamnagar, Gujarat



78MWp Ground Mounted Project at Tamnar, Chhattisgarh




412 MWp at Bikaner, Rajasthan

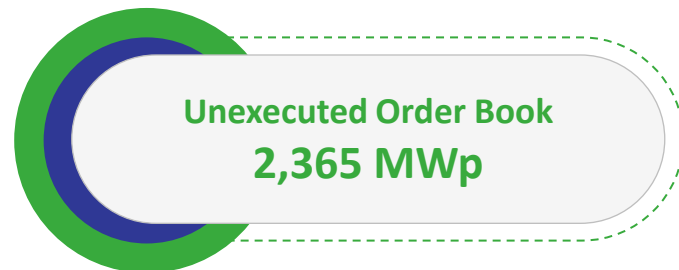
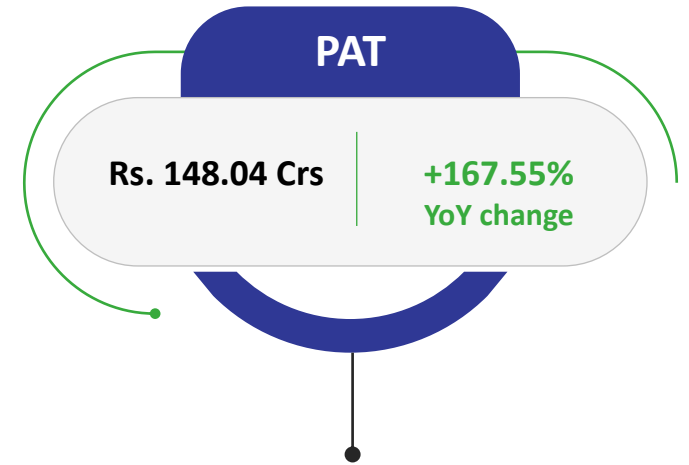
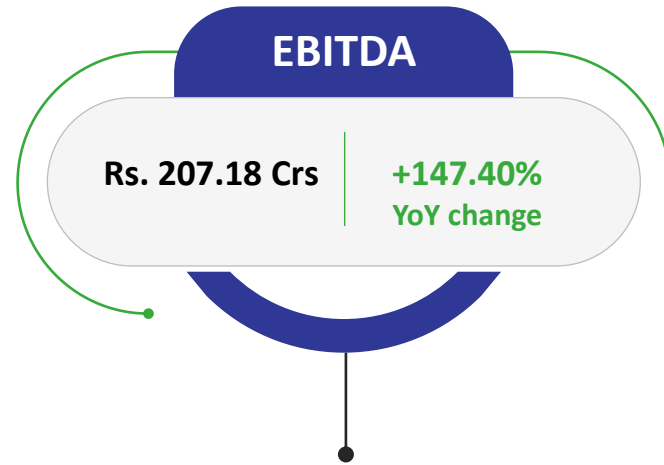
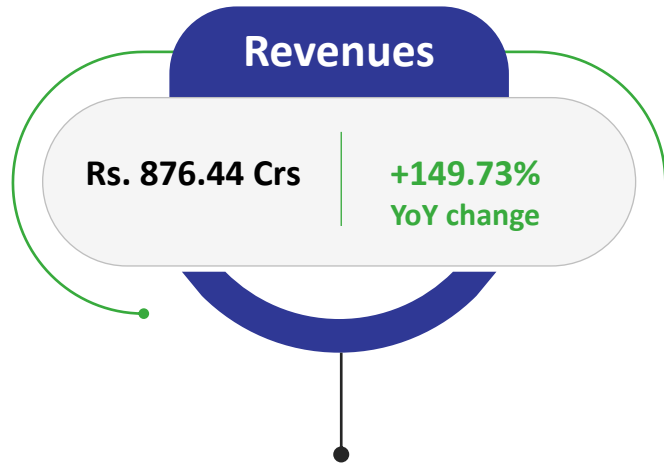


980 MWp at Kurnool, Andhra Pradesh

Performance Highlights FY24



Solid Performance in FY24

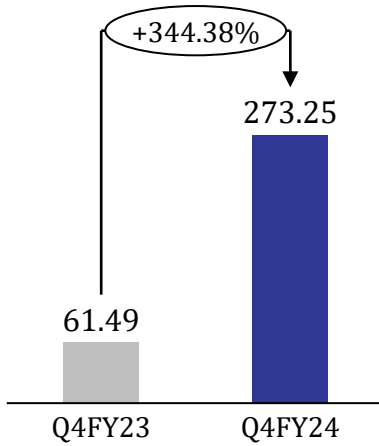


Key Financial Highlights

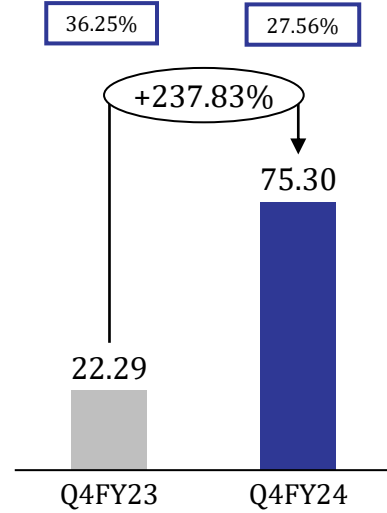
(Consolidated)

(₹ in Cr)

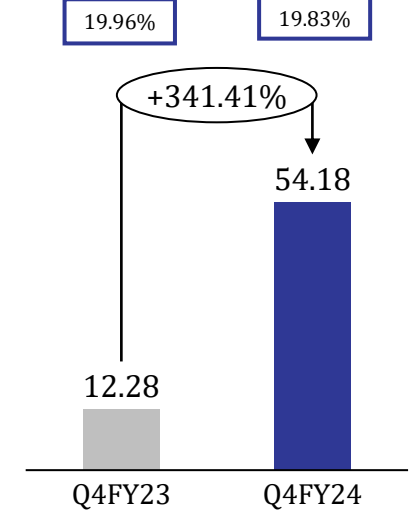
Revenue



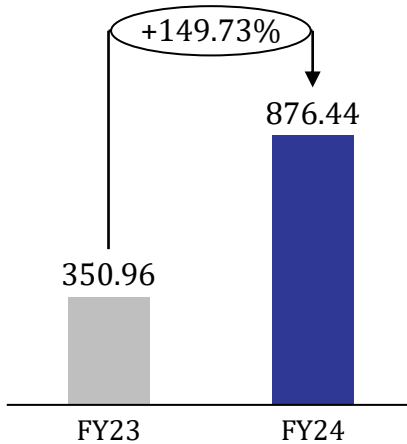
EBITDA & EBITDA Margin



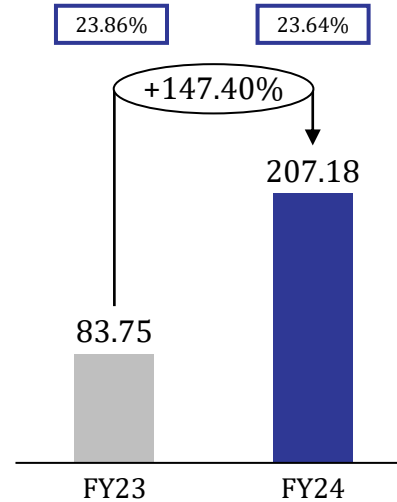
PAT & PAT Margin



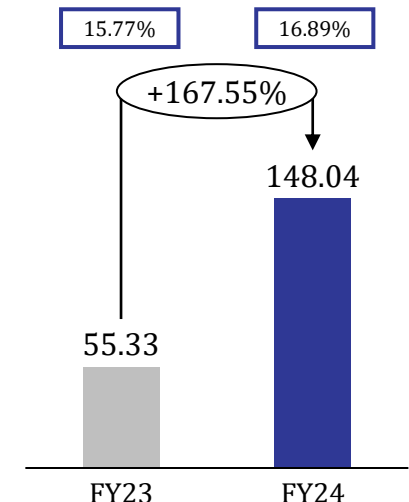
Revenue



EBITDA & EBITDA Margin



PAT & PAT Margin



*Excluding Other Income

Consolidated Income Statement

| Particulars (₹ Crs) | Q4FY24 | Q4FY23 | Y-o-Y | FY24 | FY23 | Y-o-Y |
|-------------------------------|---------------|---------------|----------------|---------------|---------------|----------------|
| Revenue from Operations | 273.25 | 61.49 | | 876.44 | 350.96 | |
| Total Revenue | 273.25 | 61.49 | 344.40% | 876.44 | 350.96 | 149.73% |
| Cost of EPC contract | 190.04 | 34.84 | | 644.90 | 252.96 | |
| Employee Expenses | 4.97 | 2.58 | | 17.30 | 9.78 | |
| Other Expenses | 2.94 | 1.77 | | 7.05 | 4.47 | |
| EBITDA | 75.30 | 22.29 | 237.83% | 207.18 | 83.75 | 147.40% |
| EBITDA Margin (%) | 27.56% | 36.25% | | 23.64% | 23.86% | |
| Other Income | 1.34 | 0.16 | | 3.45 | 1.53 | |
| Depreciation | 1.55 | 0.73 | | 5.46 | 2.95 | |
| Finance Cost | 3.54 | 2.09 | | 6.77 | 5.30 | |
| Profit before Tax | 71.54 | 19.62 | 264.56% | 198.41 | 77.01 | 157.63% |
| Profit before Tax(%) | 26.18% | 31.92% | | 22.64% | 21.94% | |
| Tax | 17.36 | 7.35 | | 50.37 | 21.68 | |
| Profit After Tax | 54.18 | 12.28 | 341.41% | 148.04 | 55.33 | 167.55% |
| PAT Margin (%) | 19.83% | 19.96% | | 16.89% | 15.77% | |
| EPS (As per Profit after Tax) | 5.20 | 1.18 | | 14.22 | 5.33 | |

Consolidated Balance Sheet

| Particulars (₹ Cr) | FY24 | FY23 |
|---------------------------|---------------|---------------|
| Shareholders' Funds | 232.03 | 85.00 |
| Non-Current Liabilities | 49.93 | 46.19 |
| Current Liabilities | 432.06 | 151.48 |
| Total Liabilities | 714.02 | 282.68 |
| Fixed Assets | 159.63 | 154.49 |
| Other Non- Current Assets | 4.05 | 0.64 |
| Current Assets | 550.34 | 127.55 |
| Total Assets | 714.02 | 282.68 |

Consolidated Cash Flow

| Particulars (₹ Cr) | FY24 | FY23 |
|---------------------------------------------------------------|---------------|---------------|
| Net Cash Inflow / (Outflow) from Operating Activities | 126.80 | 65.15 |
| Cash Flow from Investing Activities | -113.98 | -65.96 |
| Cash Flow from Financing Activities | -6.48 | -9.20 |
| Net increase/ (decrease) in Cash & Cash equivalent | 6.34 | -10.01 |
| Cash and cash equivalents as at 1 st April | 3.26 | 13.27 |
| Cash and cash equivalents as at 31st March | 9.59 | 3.26 |

For further information, please contact:

Company :



Waaree Renewable Technologies Ltd.
CIN: L93000MH1999PLC120470

Mr. Rohit Wade
GM – Investor Relations
rohitwade@waaree.com
www.waareertl.com

Investor Relations Advisors :



Orient Capital (a division of Link Group)

Mr. Nikunj Jain +91 9769060608
nikunj.jain@linkintime.co.in
Mr. Viral Sanklecha +91 9987123158
viral.sanklecha@linkintime.co.in
www.orientcap.com

Thank You